


PRODUCT WARRANTY



471 Brighton Drive
Bloomington, IL 60108



MAXBASE SERIES INSTRUCTION SHEET

© 2012 PCTEL, Inc.
Antenna Products Group

Part #: MIS-MAXBASE Rev. A

Printed in the USA

Each antenna is supplied with the whip cut to operate with minimum VSWR at the desired frequency. Fine adjustments to lower the resonant frequency can be made by loosening the set screw and raising the rod in the ferrule. Adjustments to raise the resonant frequency can be made by trimming the rod.

CUTTING THE ROD

Each antenna is supplied with a whip ready for use at the lowest frequency. To adjust the whip for other frequency ranges, **always cut from the bottom of the whip**. Cutting the whip may be easier by using the edge of a file or grinding wheel to score the rod around its circumference. Then snap off with a pair of pliers.

It is highly recommended that the rod be cut a bit longer than indicated on the chart. In this way 1:1 VSWR can be approached from the long side of the whip.

To adjust antennas to the desired frequency:

1. Locate the proper cutting chart and antenna illustration.
2. Locate the desired frequency on the horizontal axis.
3. Draw a vertical straight line to the point of intersection with the sloping line for the antenna (with or without spring) to be tuned.
4. Draw a horizontal straight line to the point of intersection with the vertical axis.
5. Read the length "L" (in inches) from the vertical axis.
6. Use edge of a file to score the rod as described above, and snap off with pliers.
7. Insert the cut rod all of the way into the base assembly.



(B)MAX400 Series

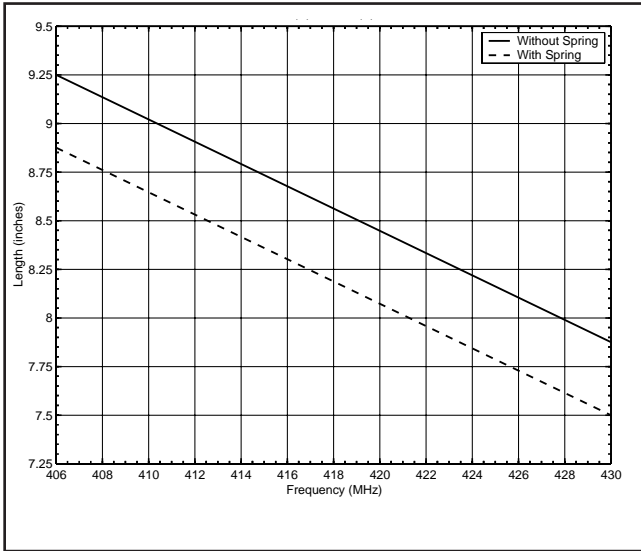
GENERAL WARRANTY. PCTEL, Inc. ("PCTEL") warrants that the PCTEL products furnished herewith (the "Products") shall be free from defects in material and workmanship for a period of two (2) years from the date of shipment by PCTEL under normal use and operation; provided, however, that MPRC and MPRD parabolic reflector antennas and Bluewave series antennas are similarly warranted for five (5) years from the date of shipment by PCTEL. PCTEL's sole and exclusive obligation under the foregoing warranty shall be, at its option, to repair or replace any defective Product that fails during the warranty period. The expense of removal and reinstallation of any item is not included in this warranty. **THE FOREGOING WARRANTY IS EXCLUSIVE AND IN LIEU OF ALL OTHER WARRANTIES, EXPRESS OR IMPLIED, INCLUDING THE IMPLIED WARRANTIES OF MERCHANTABILITY AND FITNESS FOR A PARTICULAR PURPOSE AND ANY WARRANTIES ARISING FROM A COURSE OF DEALING, USAGE OR TRADE PRACTICE WITH RESPECT TO THE PRODUCTS.** Repair or replacement in the manner provided herein shall be the sole and exclusive remedy of the buyer for breach of warranty and shall constitute fulfillment of all liabilities of PCTEL with respect to the quality and performance of the Product.

EXCEPTIONS. PCTEL DOES NOT WARRANT THAT THE OPERATION OF THE PRODUCTS IS ERROR-FREE OR THAT OPERATION WILL BE UNINTERRUPTED. IN NO EVENT SHALL PCTEL BE LIABLE FOR: (i) ANY SPECIAL, INCIDENTAL OR CONSEQUENTIAL DAMAGES TO THE BUYER OR ANY THIRD PARTY ARISING OUT OF THESE TERMS AND CONDITIONS OR ANY DEFECTIVE PRODUCT WHETHER THE DEFECT IS WARRANTED AGAINST OR NOT, WHETHER THE CLAIM IS BASED UPON CONTRACT, TORT, STRICT LIABILITY OR OTHERWISE, (ii) ANY AMOUNT EXCEEDING THE PURCHASE PRICE OF THE PRODUCT, (iii) SYSTEM PERFORMANCE, INCLUDING COVERAGE; (iv) THE BUYER'S SELECTION OF PRODUCTS FOR THE BUYER'S APPLICATION; AND/OR (iv) FAILURE OF PRODUCTS TO MEET GOVERNMENT OR REGULATORY REQUIREMENTS. The foregoing general warranty shall apply only if: (a) the Product has been properly installed and used at all times in accordance, and in all material respects, with the applicable Product documentation; (b) no modification, alteration or addition has been made to the Product by persons other than PCTEL or PCTEL's authorized representatives or otherwise approved by PCTEL in writing; and (c) the Product has not been subjected to misuse, neglect or unusual physical, electrical or electromagnetic stress, or some other type of accident.

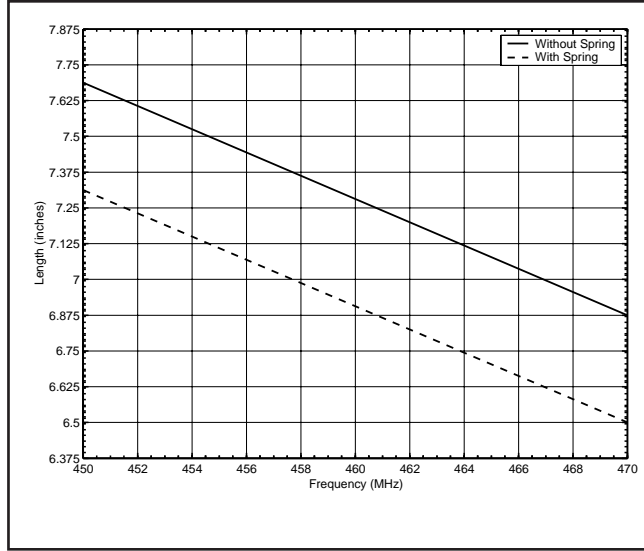
WARRANTY PROCEDURES: In the event of a warranty claim, the buyer must contact PCTEL to arrange for Product return. No Product will be accepted for replacement or repair without first obtaining a Return Material Authorization (RMA) number from PCTEL Customer Service by telephone: 630.372.6800 or by email to antenna.techsupport@pctel.com. PCTEL reserves the right to inspect all defective Products. Product returned without an RMA number will not be processed and will be returned to the buyer freight collect. The warranty period of any repaired or replaced Product shall not extend beyond its original term. Equipment to be repaired or replaced under warranty is to be returned, freight prepaid, to the following address with the assigned RMA number displayed on the box:

PCTEL, Inc.
Attention: RMA Coordinator
471 Brighton Drive
Bloomington, Illinois 60108 U.S.A.

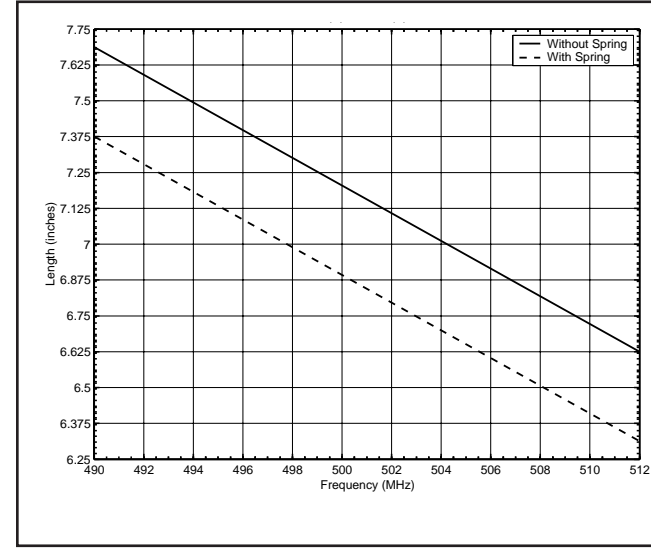
(B)MAX405(S) 406-430 MHz



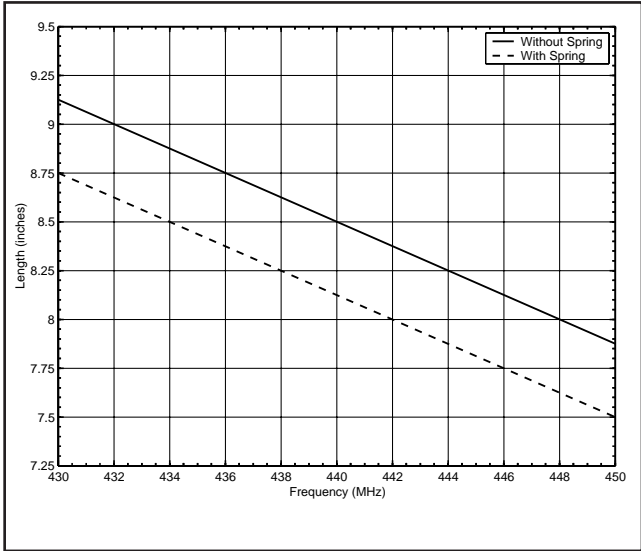
(B)MAX455(S) 450-470 MHz



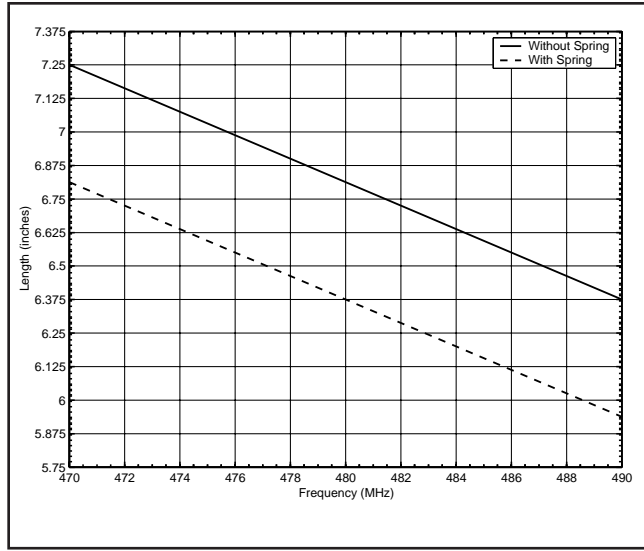
(B)MAX495(S) 490-512 MHz



(B)MAX435(S) 430-450 MHz



(B)MAX475(S) 470-490 MHz



Inch Measurement	Decimal Equivalent
1/8	.125
1/4	.250
3/8	.375
1/2	.500
5/8	.625
3/4	.750
7/8	.875